



DECK 9  
DECK 8  
DECK 7  
DECK 6  
DECK 5  
DECK 4  
DECK 3

# MS MIDNATSOL

MS Midnatsol, “The Discovery Ship”, was originally built to take adventurers along the Norwegian coast; it was remodelled in 2016 for exploration voyages.

With a capacity of 500 guests, she is well equipped to enable discovery across the globe. This is a great ship for comfortable, family-friendly exploration travel, with a bright, colourful interior inspired by The Midnight Sun. Guests enjoy the many facilities on board, especially the advanced Science Center. The interior design is inspired by the Midnattsol, (Midnight Sun), full of bright, colourful furnishings.

**On board activity highlights:**

Lecture Programme, Young Explorer, Photography Workshop, Science Center.

**SHIP YARD:** Fosen Mek. Verk., (N)

**FLAG:** Norway

**YEAR OF CONSTRUCTION:** 2003, rebuilt 2016

**GROSS TONNAGE:** 16 151

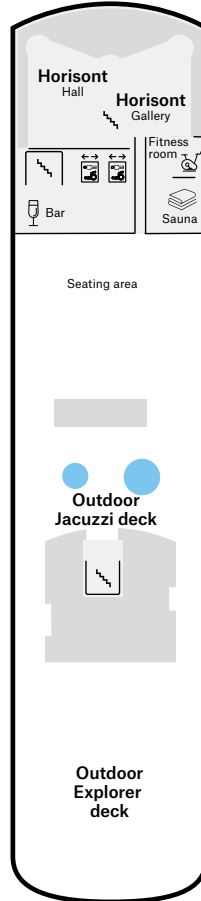
**CABINS:** 278

**OVERALL LENGTH:** 135.75 m


**BEAM:** 21.5 m

**ICE CLASS:** 1C

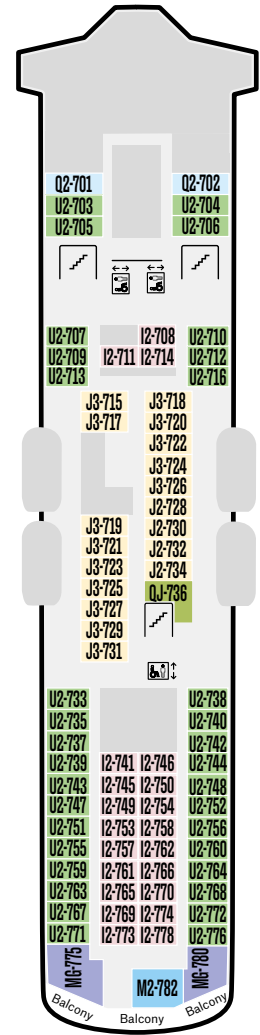
**SERVICE SPEED:** 15 knots



DECK 9



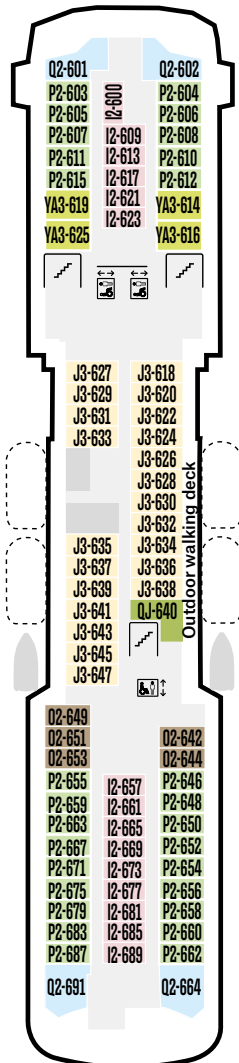
DECK 8



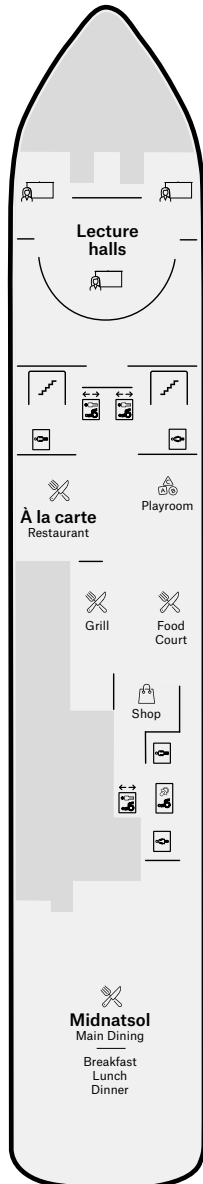
DECK 7

<b>EXPEDITON SUITES</b>	<b>MX</b>	Owner's suite	44-45 m <sup>2</sup>	Two rooms with double bed, seating area and dining table, TV, kettle, tea/coffee, stereo, some cabins with shower and/or bathtub, private balcony.
	<b>MG</b>	Grand suite	25-36 m <sup>2</sup>	One room, with double bed, seating area, TV, minibar, kettle, stereo, some cabins with shower and/or bathtub, private balcony or bay window.
	<b>M</b>	Suite	23-24 m <sup>2</sup>	One room, seating area, TV, minibar, kettle, private balcony.
	<b>Q</b>	Mini suite	16-24 m <sup>2</sup>	One room with double bed, seating area, TV, minibar, kettle.
<b>ARCTIC SUPERIOR</b>	<b>QJ</b>	Outside cabin	16-17 m <sup>2</sup>	One bed, one sofa bed, seating area, kettle, TV, limited/no view.
	<b>U</b>	Outside cabin	10-14 m <sup>2</sup>	One bed, one sofa bed, table, kettle, TV.
	<b>YA</b>	Outside cabin	16 m <sup>2</sup>	One bed, one sofa bed, table, kettle, TV. Adapted for guests with disabilities.
	<b>P</b>	Outside cabin	10-11 m <sup>2</sup>	One bed, one sofa bed, kettle, TV.
<b>POLAR OUTSIDE</b>	<b>O</b>	Outside cabin	10-12 m <sup>2</sup>	One bed, one sofa bed, TV.
	<b>N</b>	Outside cabin	11-13 m <sup>2</sup>	One bed, one sofa bed, TV.
	<b>L</b>	Outside cabin	10-13 m <sup>2</sup>	One bed, one sofa bed, portholes, limited/no view, TV.
	<b>J</b>	Outside cabin	11-12 m <sup>2</sup>	One bed, one sofa bed, limited/no view, TV.
<b>POLAR INSIDE</b>	<b>I</b>	Inside cabin	9-14 m <sup>2</sup>	One bed, one sofa bed, TV.


Cabins YA3-614, YA3-616, YA3-619 and YA3-625 are adapted for guests with disabilities. Subject to change.



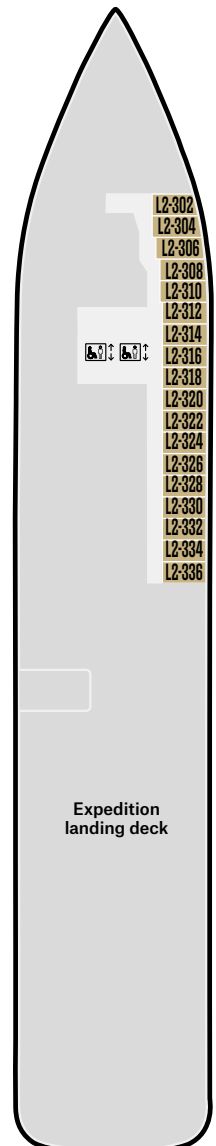
DECK 6



DECK 5



DECK 4



DECK 3



1.



2.



3.

- 1 Expedition Suite MG
- 2 Expedition Suite M
- 3 Panorama Lounge